


# Blue Ridge Blaze / Western Blaze 18" on DGSS Burner

STEP 1. Place 2 brick risers at back of grate as shown here.



STEP 2. Place the back log H-0637 on top of the brick risers. Place log H-0808 as shown below.  
Then place logs H-0811 & H-0810 on the floor in front of the grate.



STEP 3. Place the right log H-0800 & H-0803 as shown below.



## Blue Ridge Blaze / Western Blaze 18" on DGSS Burner

STEP 4. FIRST, place log H-0806. Then place log H-801 as shown below.




STEP 5. FIRST, place log H-0804. Then place log H-0802 as shown below.



# Blue Ridge Blaze / Western Blaze 18" Logs


H-0637




Brick riser A-0305 x 2



H-0808



H-0806




H-0804



H-0800



H-0810



H-0801




H-0811



H-0803



H-0802





# Blue Ridge Blaze / Western Blaze 24" on DGSS Burner

STEP 1. Place 2 brick risers at back of grate as shown here.



STEP 2. Place the back log H-0809 on top of the brick risers.


Then place logs H-0811 & H-0810 on the floor in front of the grate.



STEP 3. Place the 2 front logs H-0815 & H-0808 as shown below.




STEP 4. Place logs H-0806 & H-0807 first as shown below. Then place logs H-0805 & H-0800.




## Blue Ridge Blaze / Western Blaze 24" on DGSS Burner

STEP 5. Place logs H-0802 & H-803 as shown below.



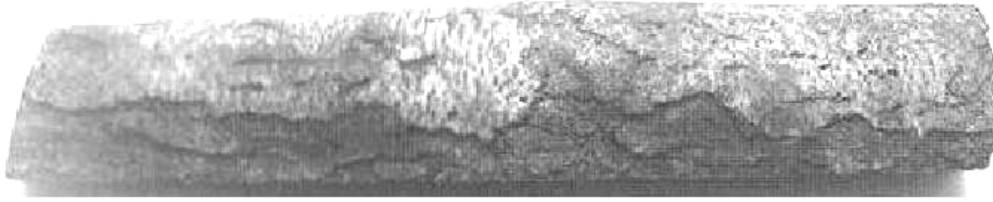
STEP 6. Place logs H-0804 & H-801 as shown below.





# Blue Ridge Blaze / Western Blaze 24" Logs

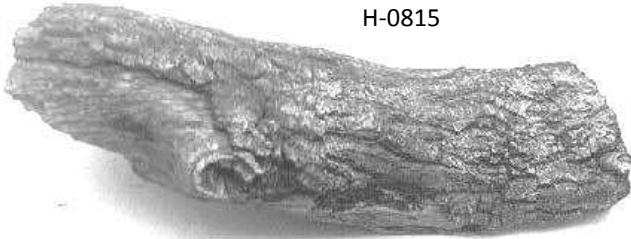
H-0809




Brick riser A-0305 x 2




H-0815



H-0806



H-0808



H-0804




H-0805



H-0807




H-0800



H-0801



H-0810




H-0811



H-0803



H-0802



# Blue Ridge Blaze / Western Blaze 30" on DGSS Burner

STEP 1. Place 2 brick risers at back of grate as shown here.



STEP 2. Place the back log H-0631 on top of the brick risers. Place logs H-0815 & H-0808 as shown below. Then place logs H-0811 & H-0810 on the floor in front of the grate.



STEP 3. Place log H-0806 as shown below.



STEP 4. Place logs H-807, H-805 & H-800 as shown below.





## Blue Ridge Blaze / Western Blaze 30" on DGSS Burner

STEP 5. Place logs H-0802 as shown below.




STEP 6. Place logs H-0803, H-0804 & H-0801 as shown below.





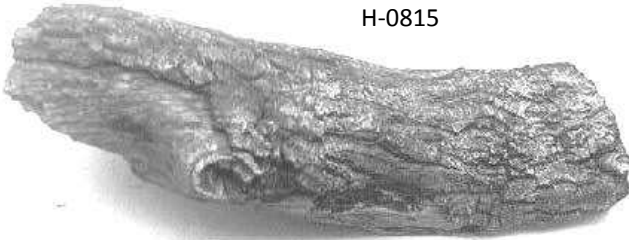
# Blue Ridge Blaze / Western Blaze 30" Logs

H-0631




Brick riser A-0305 x 2


H-0815



H-0806



H-0808



H-0804




H-0805



H-0807




H-0800



H-0801



H-0810



H-0811



H-0803



H-0802

