

# Blue Ridge Blaze/ Western Blaze 24" on H-Burner

Step 1. Place the burner in your fireplace and stack 2 brick risers (A-0305) behind the burner as shown below.



Step 2. Place the back log H-0809 as shown below.



Step 3. Place the Left front log H-0815 first then place the right front log H-0808 as shown below.




Step 4. Place the logs H-0800, H-0807 & H-0806 as shown below.



# Blue Ridge Blaze/ Western Blaze 24" on H-Burner


Step 5. Place the logs



Step 6. Place logs H-0805 & H-0810 as shown below.

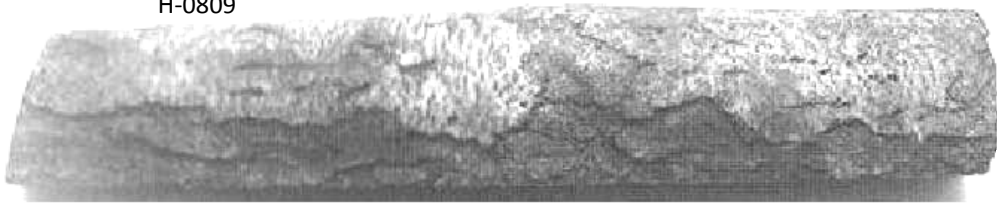


Step 7. Place the logs H-0801, H-0804 & H-0803 as shown below.



# Blue Ridge Blaze/ Western Blaze 24" Logs

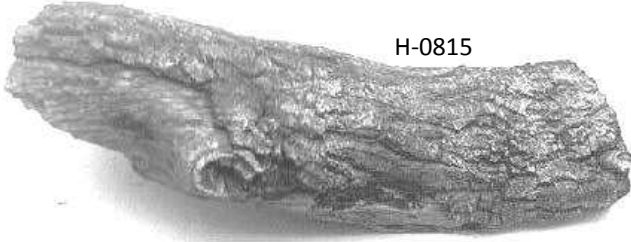
H-0809



Brick riser A-0305 x 2



H-0815



H-0806



H-0808




H-0804




H-0805



H-0807




H-0800



H-0801



H-0810



H-0811



H-0803



H-0802

