
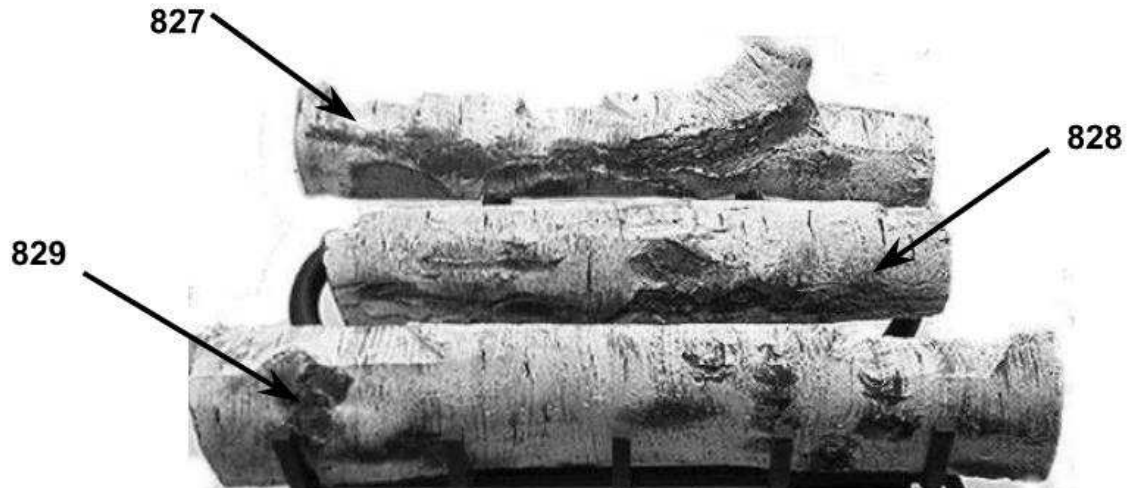


**HEATMASTER®**  
**24" New River Birch Log Placement Instructions**  
**FOR HM2 SERIES BURNER ONLY**




**WARNING:** It is imperative that the flame does not come into contact with the logs. Some adjustment with the logs in the notches may be required in order to ensure that there is no impingement. It is the installers' responsibility to ensure proper log placement and adjustment.

**WARNING:** Failure to position the parts in accordance with these diagrams or failure to use only parts specifically approved with this appliance will result in property damage or personal injury.

**24" New River Birch Log Part Numbers**



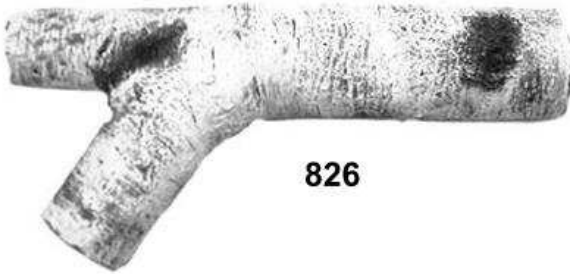
**829**



**828**



**827**



**826**



**825**



**824**